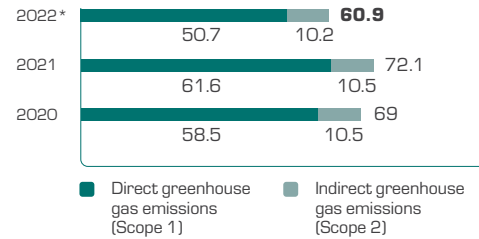


KEY SUSTAINABILITY INDICATORS

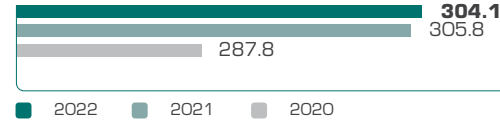
ENVIRONMENT

CARBON FOOTPRINT, MILLION TONS CO₂-EQ*

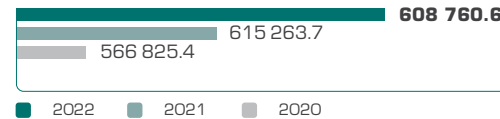


*Significant changes in greenhouse gas emissions are associated with the revision of the methodology and coverage of the calculation

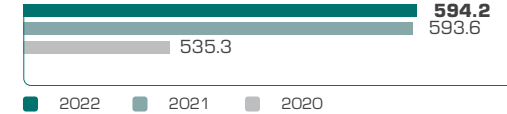
WATER FOOTPRINT, M³ MILLION



EMISSIONS OF POLLUTANTS, TONS

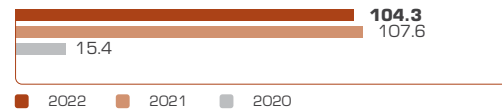


TOTAL ENERGY CONSUMPTION, GJ MILLION

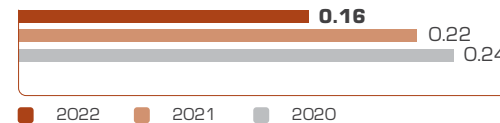


LABOR PRACTICES

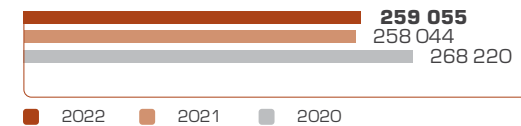
INVESTMENTS IN TRAINING AND DEVELOPMENT OF EMPLOYEES, KZT BILLION



LTIFR INDICATOR

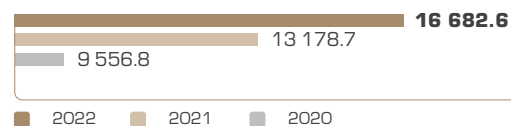


LIST NUMBER OF FULL-TIME EMPLOYEES AT THE END OF THE YEAR

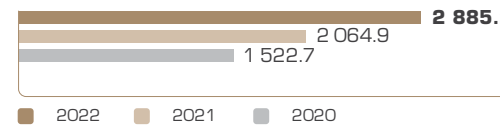


CONTRIBUTION TO THE DEVELOPMENT OF REGIONS AND LOCAL COMMUNITIES

CREATED DIRECT ECONOMIC VALUE, KZT BILLION



PAYMENTS TO THE STATE KZT BILLION



THE SHARE OF GOODS, WORKS AND SERVICES PURCHASED FROM DOMESTIC PRODUCERS, %

